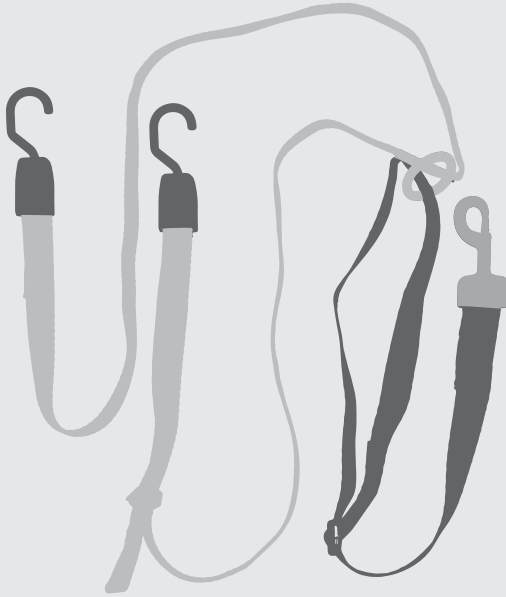


## Pet Zipline

GTV00-16550 | Product Manual



Have questions about your Pet Zipline?

**Our Customer Care representatives are here to help you.**

Call our USA-based Customer Care Center at

**+1 (866) 381-2785**

USA & Canada: Mon-Fri 8am-8pm EST | Sat 9am-5pm EST

This product includes a one year warranty.  
Call, click, or chat with us before you return your product.

[premierpet.com](http://premierpet.com)

# Important Safety Information

## Explanation of Attention Words and Symbols used in this guide



This is the safety alert symbol. It is used to alert you to potential personal injury hazards. Obey all safety messages that follow this symbol to avoid possible injury or death.

### **⚠ WARNING**

**WARNING** indicates a hazardous situation which, if not avoided, could result in death or serious injury.

### **CAUTION**

**CAUTION**, used without the safety alert symbol, indicates a hazardous situation which, if not avoided, could result in harm to your pet.

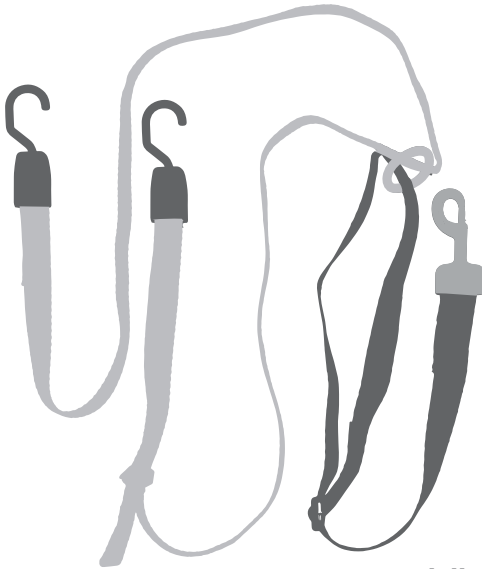
### **⚠ WARNING**

- Please read all included instruction guides and the information below before using the product.
- Ensure that the product is properly installed before every trip.
- Always inspect the product for wear. Replace product if damaged.
- Never travel with a Passenger in the back seat if the product is installed.
- Only attach the product to OEM installed parts such as a seatbelt tab or rear passenger handles.
- The product is for pets only. NEVER use as a child restraint.

### **CAUTION**

- Pets should not be left unattended in vehicle at any time. Do not ever leave your dog in a car in the sun or in warm weather. This can very quickly lead to heat stroke or other life-threatening situations.
- Premier Pet™ brand is not responsible for injuries suffered by pets as a result of improper adjustment of straps or vehicle accidents.

## What's Included



**Pet Zipline**

---

## How It Works

This Premier Pet™ Pet Zipline can be installed in the vehicle bench seat area or cargo area.

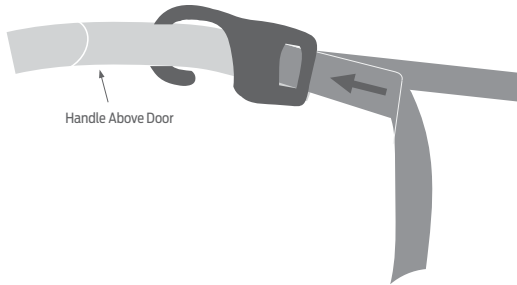
---

## Installation

Determine two anchor points from which to suspend Zipline. Attach one of the steel-reinforced hooks to each anchor and shorten the red strap to tighten.

Any leftover Zipline material can be kept out of the way by bundling with the included hook-and-loop-strap. Make sure the black leash is adjusted to allow your pet to lie down, if desired.

To loosen the Zipline, grasp the base of the hook to pull forward, while simultaneously feeding the loose end of the strap back through the hook.



# Terms of Use and Limitation of Liability

## 1. **Terms of Use**

The use of this product is subject to your acceptance without modification of the terms, conditions and notices contained with this product. Use of this product implies acceptance of all such terms, conditions and notices. If you do not wish to accept these terms, conditions and notices, please return the product, unused, in its original packaging and at your own cost and risk to the relevant Customer Care location together with proof of purchase for a full refund.

## 2. **Proper Use**

Proper use includes, without limitation, reviewing the entire Product Manual and any specific safety information statements. The specific temperament or size/weight of your pet may not be suitable for this product. If you are unsure whether this product is appropriate for your pet, please consult your veterinarian or certified trainer prior to use. For products used with pets where training is desired, Radio Systems Corporation recommends that these training products are not used if your pet is aggressive and accepts no liability for determining suitability in individual cases.

## 3. **No Unlawful or Prohibited Use**

This product is designed for use with pets only. This product is not intended to harm, injure or provoke. Using this product in a way that is not intended could result in violation of Federal, State or local laws.

## 4. **Limitation of Liability**

In no event shall Radio Systems Corporation or any of its associated companies be liable for (i) any direct, indirect, punitive, incidental, special or consequential damage and/or (ii) any loss or damages whatsoever arising out of or connected with the use or misuse of this product. The Purchaser assumes all risks and liability from the use of this product to the fullest extent permissible by law.

## 5. **Modification of Terms and Conditions**

Radio Systems Corporation reserves the right to change the terms, conditions and notices governing this product from time to time. If such changes have been notified to you prior to your use of this product, they shall be binding on you as if incorporated herein.

---

## Warranty

### One Year Non-Transferable Limited Warranty

This Product has the benefit of a limited manufacturer's warranty. Complete details of the warranty applicable to this Product and its terms can be found at [www.premierpet.com](http://www.premierpet.com).