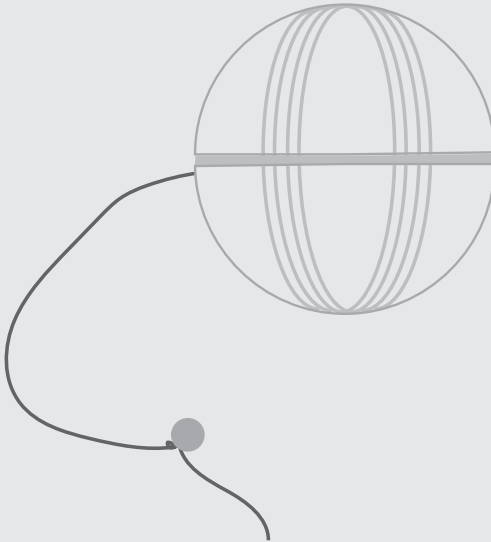


Automatic Ball of Yarn

GTY00-16541 | Product Manual



Have questions about your Automatic Ball of Yarn?

Our Customer Care representatives are here to help you.

Call our USA-based Customer Care Center at

+1 (866) 381-2785


USA & Canada: Mon-Fri 8am-8pm EST | Sat 9am-5pm EST

This product includes a one year warranty.
Call, click, or chat with us before you return your product.

premierpet.com

Important Safety Information

Explanation of Attention Words and Symbols used in this guide

 This is the safety alert symbol. It is used to alert you to potential personal injury hazards. Obey all safety messages that follow this symbol to avoid possible injury or death.

⚠ WARNING **WARNING** indicates a hazardous situation which, if not avoided, could result in death or serious injury.

CAUTION **CAUTION**, used without the safety alert symbol, indicates a hazardous situation which, if not avoided, could result in harm to your pet.

NOTICE **NOTICE** is used to address safe use practices not related to personal injury.

⚠ WARNING

- This product is not a child's toy. This product is intended for cats, not for children or dogs.
- Do not allow unsupervised use while in the presence of children.
- Do not use this product until you have read the entire Product Manual.
- Do not use this product on an elevated surface such as a table or counter. Use on the floor only.
- This product should only be used in accordance with the instructions in the user guide.
- Keep batteries away from small children. If swallowed, promptly see a doctor.

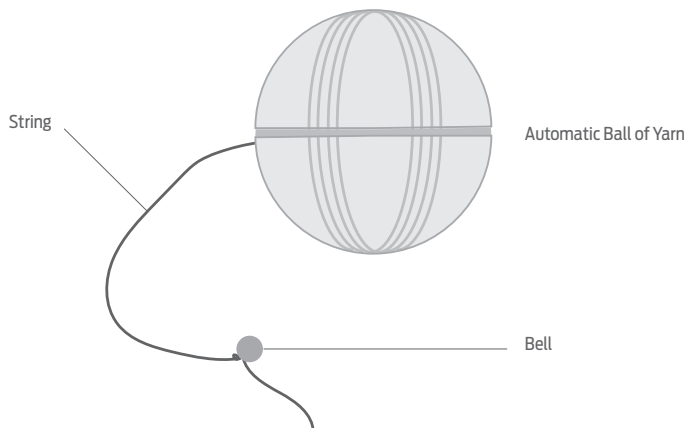
CAUTION

- Adult supervision is required around pets. Do not allow unattended play while in the presence of children.

NOTICE

- Do not mix old and new batteries or different types of batteries. When batteries are stored or disposed, they must be protected from shorting. Dispose of used batteries properly.
- Do not use rechargeable batteries.

What's Included

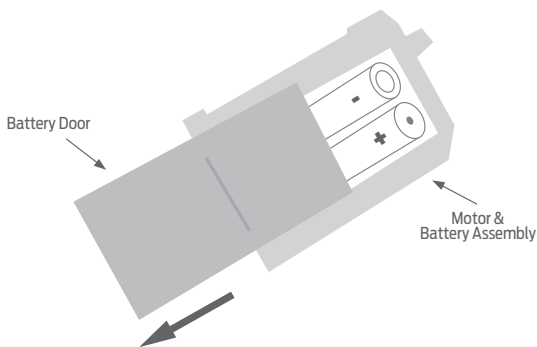


How it Works

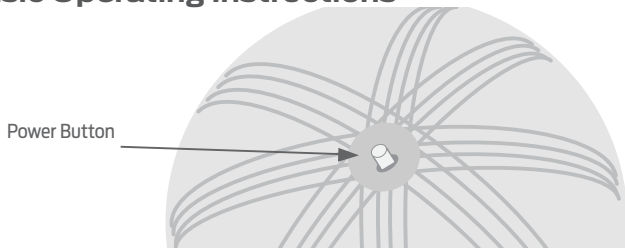
The Premier Pet™ Automatic Ball of Yarn is an automatic, on/off button activated toy that will entice your cat to play. Simply insert the batteries, press the on button and place the Automatic Ball of Yarn on the floor where the surface is flat. The toy will begin rolling on its own, and will automatically shut off after ten minutes.

Battery Installation

1. Unscrew the two halves of the toy by hand.
2. Remove the motor and battery assembly.
3. Locate battery door on side of assembly, as shown in the illustration.
4. Open battery door.
5. Position two AAA batteries (not included) as shown in the illustration.
6. Close battery door.
7. Replace assembly inside the toy, taking care to fit square end of drive shaft into corresponding half of toy.
8. Screw the two halves back together by hand.



Basic Operating Instructions



1. Find the power button on the recessed end of the ball, as shown in the illustration. Press the button once to power on.
2. The toy will turn on immediately and play for 10 minutes, then power off automatically.
3. To end the play session before 10 minutes, press the power button quickly and release.

Advice for Use

Apart from playing with this product, it is recommended that pet parents interact with their pets and provide a variety of play activities, opportunities for stimulation and appropriate amount of daily exercise as determined by a veterinarian.

Terms of Use and Limitation of Liability

1. Terms of Use

The use of this product is subject to your acceptance without modification of the terms, conditions and notices contained with this product. Use of this product implies acceptance of all such terms, conditions and notices. If you do not wish to accept these terms, conditions and notices, please return the product, unused, in its original packaging and at your own cost and risk to the relevant Customer Care location together with proof of purchase for a full refund.

2. Proper Use

Proper use includes, without limitation, reviewing the entire Product Manual and any specific safety information statements. The specific temperament or size/weight of your pet may not be suitable for this product. If you are unsure whether this product is appropriate for your pet, please consult your veterinarian or certified trainer prior to use. For products used with pets where training is desired, Radio Systems Corporation recommends that these training products are not used if your pet is aggressive and accepts no liability for determining suitability in individual cases.

3. No Unlawful or Prohibited Use

This product is designed for use with pets only. This product is not intended to harm, injure or provoke. Using this product in a way that is not intended could result in violation of Federal, State or local laws.

4. Limitation of Liability

In no event shall Radio Systems Corporation or any of its associated companies be liable for (i) any direct, indirect, punitive, incidental, special or consequential damage and/or (ii) any loss or damages whatsoever arising out of or connected with the use or misuse of this product. The Purchaser assumes all risks and liability from the use of this product to the fullest extent permissible by law.

5. Modification of Terms and Conditions

Radio Systems Corporation reserves the right to change the terms, conditions and notices governing this product from time to time. If such changes have been notified to you prior to your use of this product, they shall be binding on you as if incorporated herein.

Warranty

One Year Non-Transferable Limited Warranty

This Product has the benefit of a limited manufacturer's warranty. Complete details of the warranty applicable to this Product and its terms can be found at www.premierpet.com.

Important Recycling Advice

Please respect the Waste Electrical and Electronic Equipment regulations in your country. This equipment must be recycled. At the end of the product life, do not place it in the normal municipal waste system. Please check the regulations in your area or return it to where it was purchased so that it can be placed in our recycling system. If these options are not possible, please contact the Customer Care Center for further information.

Compliance

FCC

This device complies with part 15 of the FCC Rules. Operation is subject to the following two conditions: (1) This device may not cause harmful interference, and (2) this device must accept any interference received, including interference that may cause undesired operation.

CAUTION: Modification or changes to this equipment not expressly approved by Radio Systems Corporation may void the user's authority to operate the equipment.

NOTE: This equipment has been tested and found to comply with the limits for a Class B digital device, pursuant to part 15 of the FCC Rules. These limits are designed to provide reasonable protection against harmful interference in a residential installation. This equipment generates, uses, and can radiate radio frequency energy and, if not installed and used in accordance with the instructions, may cause harmful interference to radio communications. However, there is no guarantee that interference will not occur in a specific installation. If interference does occur to radio or television reception, which can be determined by turning the equipment off and on, the user is encouraged to try to correct the interference by one or more of the following measures:

- Reorient or relocate the receiving antenna.
- Increase the separation between the equipment and the receiver.
- Connect the equipment to an outlet on a circuit different from that to which the receiver is connected.
- Consult customer care, the dealer, or an experienced radio/TV technician for help.